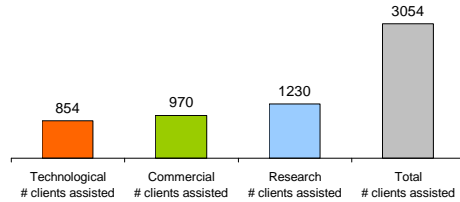


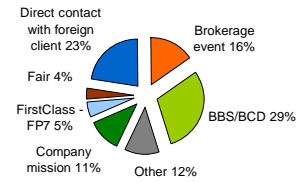
### Partnership Agreements Overview 2011-2012



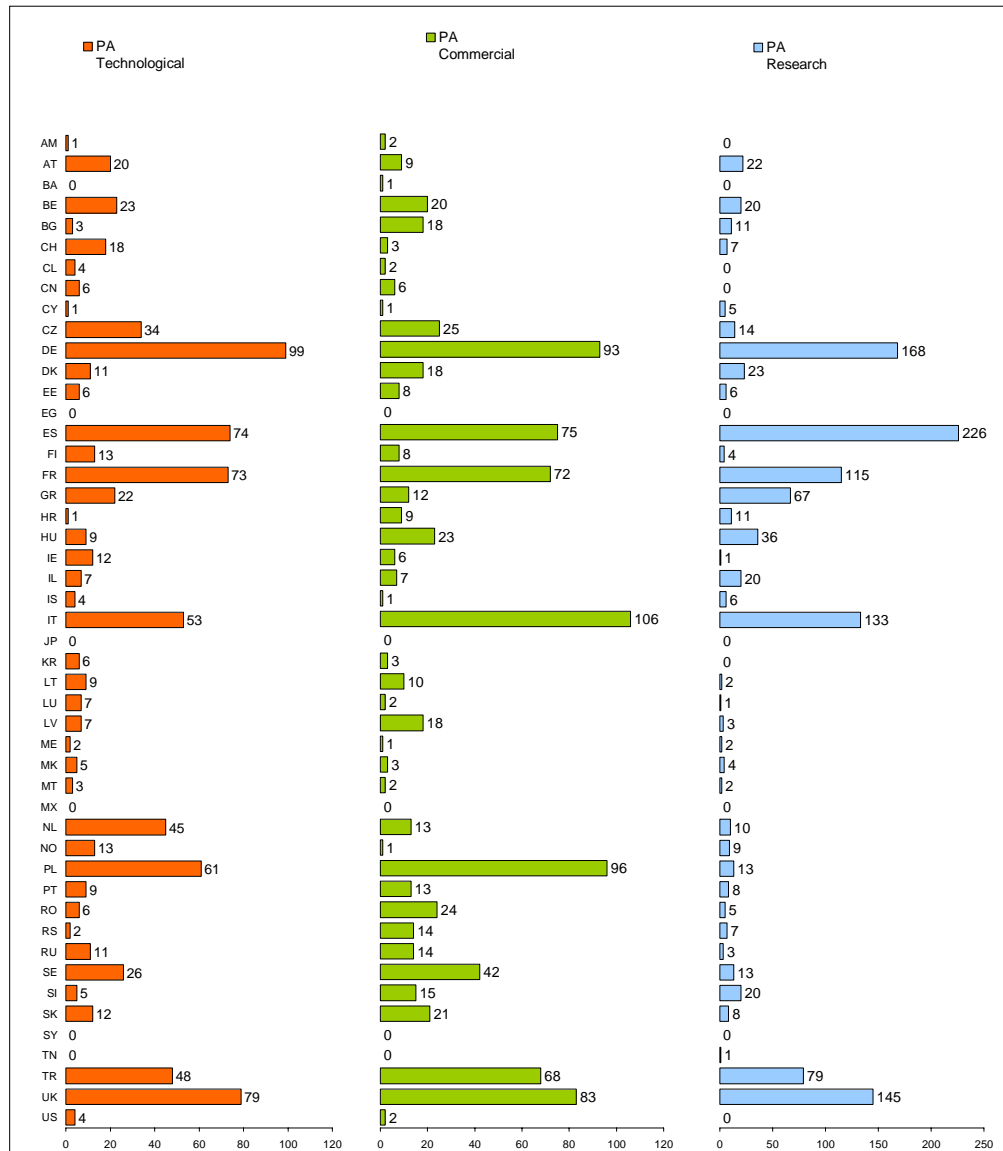
**Partnership Agreements by TYPE**  
achieved since 01/2011



**Sources of Partnership Agreements**  
achieved since 01/2011



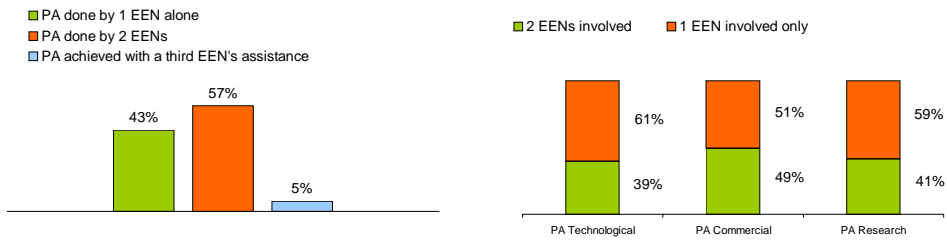
**Number of Partnership Agreements achieved by COUNTRY**  
since 01/2011



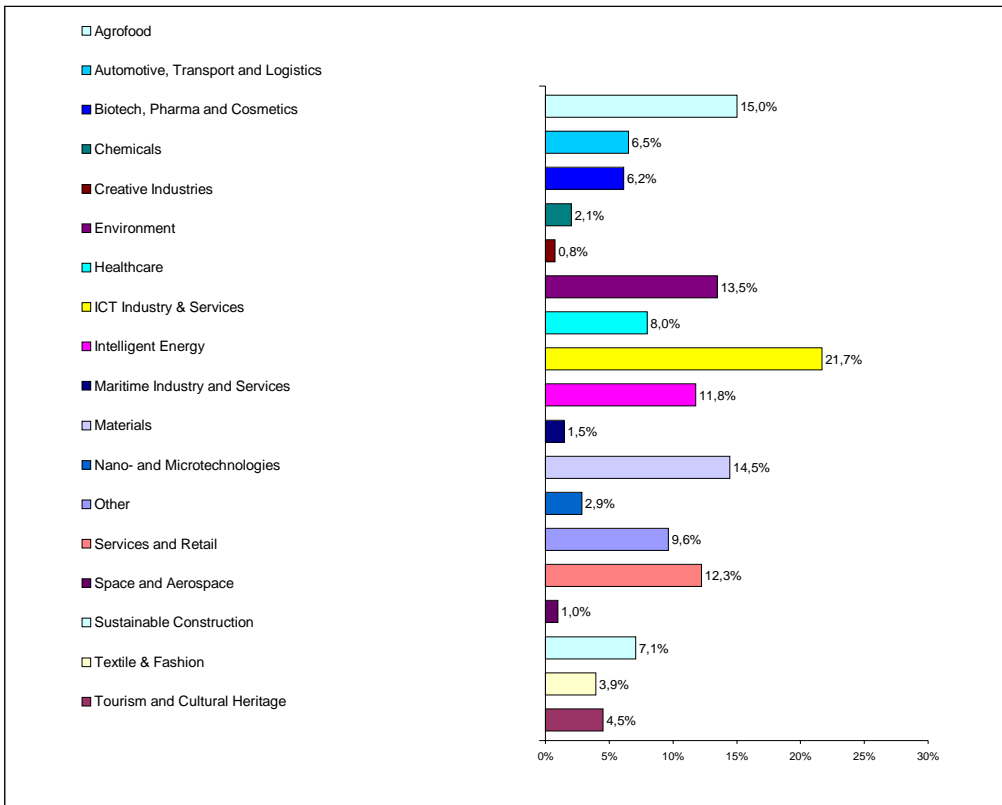
### Partnership Agreements Overview 2011-2012



#### Using the assistance of another EEN to achieve PAs since 01/2011

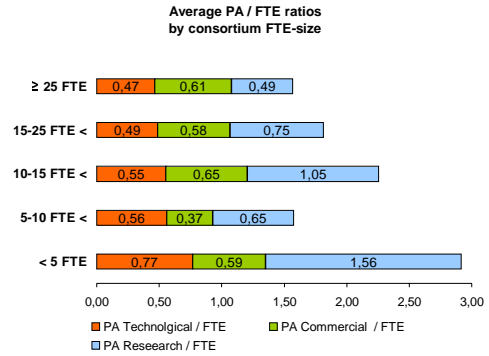
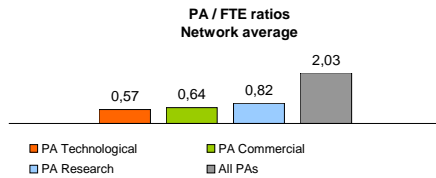


#### PAs by Sector achieved since 01/2011



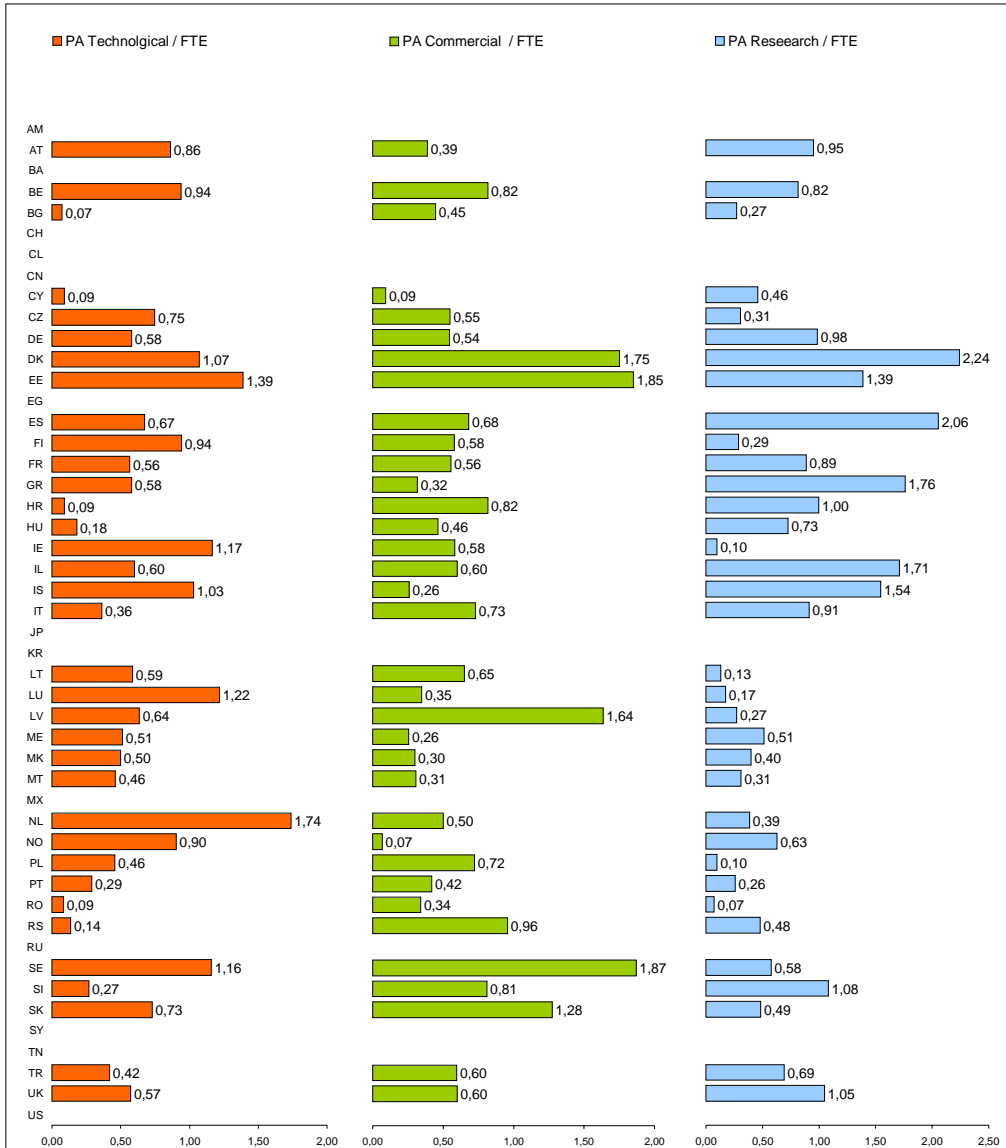
Partnership Agreements Overview  
2011-2012

Relative efficiencies in achieving PAs  
expressed in PAs per Full Time Equivalent (FTE)  
since 01/2011



1. PA / FTE ratios **help** compare relative efficiencies in achieving PAs. They do not imply that all Network resources help achieve PAs.
2. PA / FTE ratios are obtained by dividing the number of validated PA by the number of Full Time Equivalents available for EEN activities for 2011-2012. E.g. 1.80 means you achieve 1.85 PA per FTE working for EEN.
4. Your Consortium's PA / FTE ratios are indicated in the Consortium PA Overview table sent regularly to the Consortium coordinator

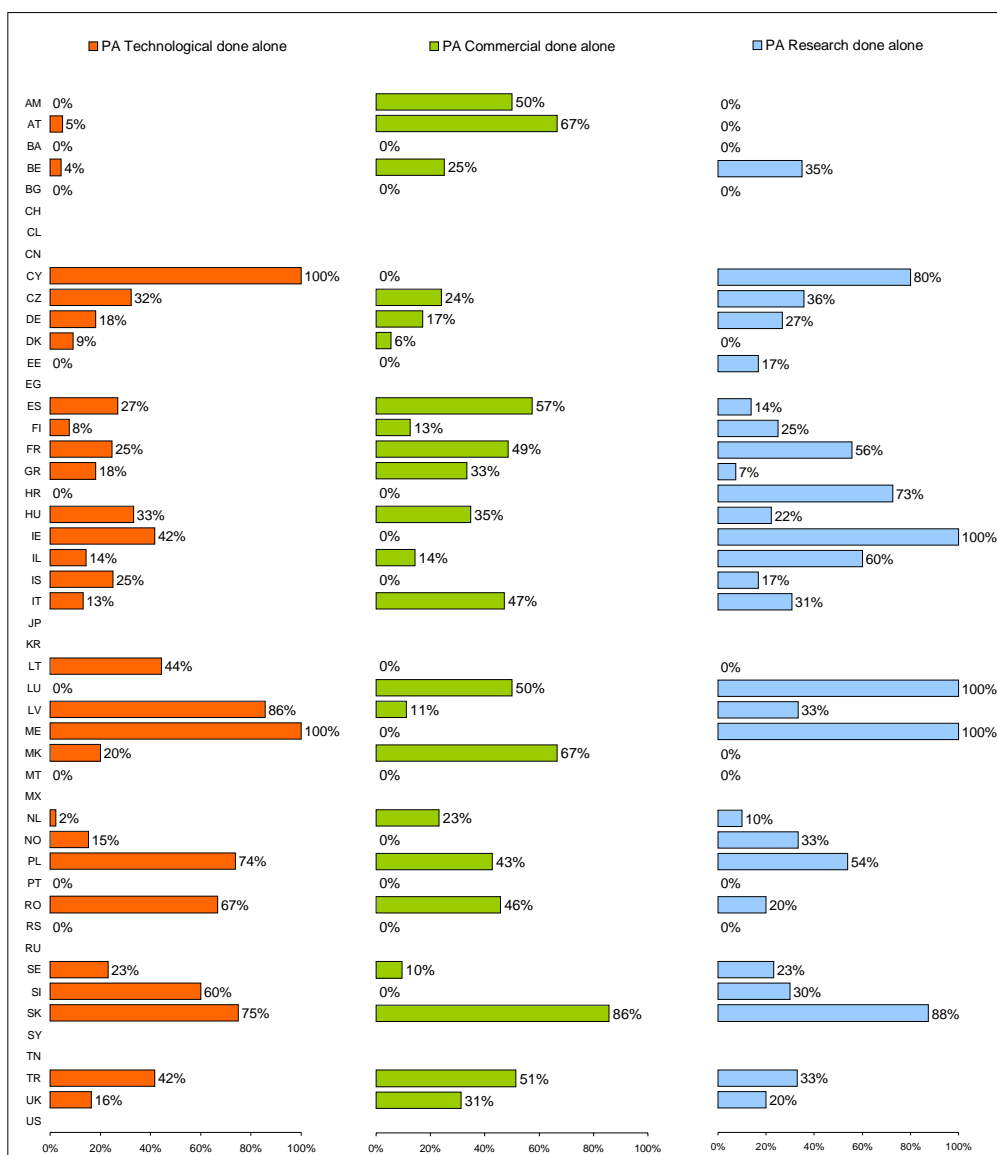
**PAs per Full Time Equivalent (FTE) - COUNTRY overview**



Partnership Agreements Overview  
2011-2012



% of PAs achieved without the involvement of another EEN - Country overview





**ISO Country codes**  
used in the PA Overview

AM - Armenia  
AT - Austria  
BA - Bosnia and Herzegovina  
BE - Belgium  
BG - Bulgaria  
CH - Switzerland  
CL - Chile  
CN - China  
CY - Cyprus  
CZ - Czech Republic  
DE - Germany  
DK - Denmark  
EE - Estonia  
EG - Egypt  
ES - Spain  
FI - Finland  
FR - France  
GR - Greece  
HR - Croatia  
HU - Hungary  
IE - Ireland  
IL - Israel  
IS - Iceland  
IT - Italy  
JP - Japan  
KR - South Korea  
LT - Lithuania  
LU - Luxembourg  
LV - Latvia  
ME - Montenegro  
MK - F.Y.R.O.M.  
MT - Malta  
MX - Mexico  
NL - Netherlands  
NO - Norway  
PL - Poland  
PT - Portugal  
RO - Romania  
RS - Serbia  
RU - Russia  
SE - Sweden  
SI - Slovenia  
SK - Slovakia  
SY - Syria  
TN - Tunisia  
TR - Turkey  
UK - United Kingdom  
US - United States of America

**EEN consortia sorted by FTE-size**

Find your group and compare your consortium's PA/FTE average to your group's or country PA/FTE average

**5 FTE <**

BE150145	DE225365
ES150146	ES225206
EE150387	FR225175
IS150331	ME225257

**5 FTE - 10 FTE <**

BE150229	DE150202 - DE150213
DE150281	DE150322 - DE150382
ES150215	FR150286 - FR150337
LU225381	MT150231
UK150060	UK150393 - UK150394

**10 FTE - 15 FTE <**

BE150262	CY150140
DE150150	DE150226
DK150121	ES150284 - ES150341
FI150238	FR150149 - FR150287
HR225509	IE150336
IL150235	IT150260
MK150264	LV150340
NO150390	RO150389
TR150285	TR225182
TR225333	TR225409
UK150147	UK150203 - UK150288
UK150320	UK225410

**15 FTE - 25 FTE <**

AT150239	DE150080 - DE150228
DE150241	DE150263 - DE150280
ES150148	ES150204 - ES150205
ES150232	FR150200 - FR150283
FR150291	IT150404
LT150240	RO225288
RO225559	RS225341
SE150101	SI150335
SK150236	TR150399
TR225156	UK150100 - UK150330
UK150292	

**≥ 25 FTE**

BG150325	CZ150242
FR150403	GR150233
HU150225	IT150329 - IT150360
IT150361	NL150201
PL150234	PL150261 - PL150282
PL150323	PT150230
RO225323	TR150290

**No final FTE data yet**  
FR225685